

# Allegro Floor Mounted Door Closer



## Product Features

- A floor mounted design means no cutting into the floor is required.
- Provides hydraulic self-closing action for glass doors with light to medium use.
- Can be combined with standard top patch fittings for overpanels and sidelites.
- Suitable for both single and double action doors. Hold Open at 90degrees or Non-Hold Open with adjustable closing action. (please specify when ordering).
- Accepts 10mm, 12mm or 15mm toughened glass. Two strength options available: Medium Duty accepts up to 100kg door weight and Heavy Duty to 150kg weight.
- Simple installation includes three screw fixings into the floor and an adjustable base plate.
- Easy adjustment of closing and latching speeds.



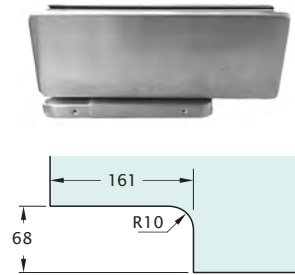
For specific glass and layout detail please refer to Technical section of our website.

 **Vetro Raccordi**

# Allegro Door Closer & Bolero Latches

## Allegro Hydraulic Surface Mounted Closer

Product Code	Description	Finish
NV401PS	Hydraulic Medium Duty HO 100kg	PS
NV401SS	Hydraulic Medium Duty HO 100kg	SS
NV402PS	Hydraulic Medium Duty NHO 100kg	PS
NV402SS	Hydraulic Medium Duty NHO 100kg	SS
NV404PS	Hydraulic Heavy Duty HO 150kg	PS
NV404SS	Hydraulic Heavy Duty HO 150kg	SS
NV405PS	Hydraulic Heavy Duty NHO 150kg	PS
NV405SS	Hydraulic Heavy Duty NHO 150kg	SS

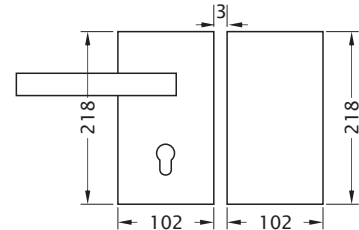
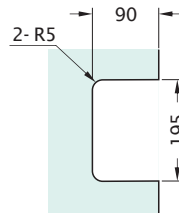


### Note

- For 10/12/15mm Glass. Can combine with standard Patch Fittings

## Bolero Wide Body Lock/Dead Latch

Product Code	Description	Finish
NV91PS	Lock / Deadlatch	PS
NV91SS	Lock / Deadlatch	SS
NV92PS	Timber Strike	PS
NV92SS	Timber Strike	SS
NV93PS	Glass Strike	PS
NV93SS	Glass Strike	SS

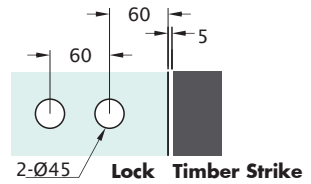
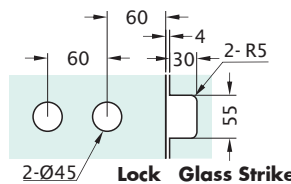
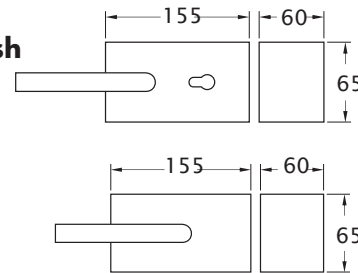


### Note

- Europrofile Cylinder (Dble Cylinder)
- Cut out for lock and strike are identical

## Bolero Latches

Product Code	Description	Finish
NV94PS	Locking Latch	PS
NV94SS	Locking Latch	SS
NV97PS	Latch (no lock)	PS
NV97SS	Latch (no lock)	SS
NV96PS	Timber Strike	PS
NV96SS	Timber Strike	SS
NV95PS	Glass Strike	PS
NV95SS	Glass Strike	SS

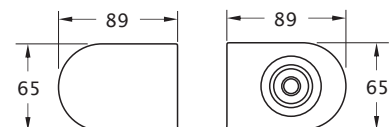


### Note

- NV94 Europrofile Cylinder (Double Cylinder)
- NV97 has latch function only
- Provide us handing detail, prior to glass order

## Patch Lock (Slide on)

Product Code	Description	Finish
NV80PS	Patch Lock, Slide on	PS
NV80SS	Patch Lock, Slide on	SS
NV81PS	Strike, Slide on	PS
NV81SS	Strike, Slide on	SS



### Note

- Key one side/turn inside, independently locked so can be locked from inside or outside
- No cut-out in glass required
- 10 -12mm glass. Requires a 7-8mm gap